


NULL Functions

What Will I Learn?

In this lesson, you will learn to:

- Demonstrate and explain the evaluation of a nested function
- List at least four general functions that work with any data type and relate to handling null values
- Explain the use of the COALESCE and the NVL functions
- Explain the use of general functions to deal with null values in data
- Construct and execute a SQL query that correctly applies NVL, NVL2, NULLIF, and COALESCE single-row functions





Why Learn It?

Besides functions that control how data is formatted or converted to another type, SQL uses a set of general functions designed specifically to deal with null values. You may be wondering how a value that is unavailable, unassigned, unknown, or inapplicable can deserve so much attention. Null may be "nothing," but it can affect how expressions are evaluated, how averages are computed, and where a value appears in a sorted list. This lesson is all about handling null values.



Tell Me / Show Me

Up to now, you have applied single-row functions in simple statements. It is possible, however, to nest functions to any depth. What is important to know is how nested functions are evaluated. The following example, is a nested function. The evaluation process begins from the innermost level to the outermost level.




```
SELECT  
TO_CHAR(NEXT_DAY(ADD_MONTHS(hire_date, 6),  
'FRIDAY'), 'fmDay, Month DDth, YYYY') AS "Next  
Evaluation"  
FROM employees  
WHERE employee_id=100;
```

The result returned will appear as:

Friday, December 18TH, 1987

Tell Me / Show Me

```
SELECT  
TO_CHAR(NEXT_DAY(ADD_MONTHS(hire_date, 6),  
'FRIDAY'), 'fmDay, Month DDth, YYYY') AS "Next  
Evaluation"  
FROM employees  
WHERE employee_id=100;
```

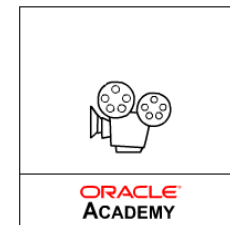


- Step 1: The hire date is going to have six months added to it.
- Step 2: The first Friday following the future day will be identified.
- Step 3: The default date format will be formatted to read and display the Friday in a format similar to: Friday, December 18TH, 1987, and will appear in the output under the column name "Next Evaluation."

Tell Me / Show Me

At the beginning of the course, the term "null" was introduced. If you remember, it's the value that is unavailable, unassigned, unknown, or inapplicable. It isn't equal to anything, not even zero! But just because it really isn't anything doesn't mean that it isn't important. There are four general functions that pertain to the use of null values. The four functions are:

- NVL
- NVL2
- NULLIF
- COALESCE



sdp_s02_l02_a01

Tell Me / Show Me


NVL FUNCTION

The NVL function converts a null value to a date, a character, or a number. The data types of the null value column and the new value must be the same. The NVL function is:

NVL (value that may contain a null, value to replace the null)

The following query uses the NVL function with character data types:

```
SELECT NVL(comments, 'no comment')  
FROM D_PLAY_LIST_ITEMS;
```




Tell Me / Show Me

NVL FUNCTION


The data types of the null value column and the new value must be the same as shown in the following examples:

```
NVL(auth_expense_amt,0)  
NVL(hire_date,'01-JAN-97')  
NVL(specialty,'None Yet')
```




Tell Me / Show Me

NVL functions can be used to convert column values containing nulls to a number before doing calculations. When arithmetic calculation is performed with null, the result is null. The NVL function can first convert the null value to a number before arithmetic calculations are done to avoid a null result.



Tell Me / Show Me

In the example, the `auth_expense_amt` column in the `D_PARTNERS` table contains null values. The `NVL` function is used to change the null to zero before arithmetic calculations.



```
SELECT first_name,  
last_name,NVL(auth_expense_amt, 0) * 1.05  
AS Expenses  
FROM D_Partners;
```



Tell Me / Show Me

NVL2 FUNCTION

The NVL2 function evaluates an expression with three values. If the first value is not null, then the NVL2 function returns the second expression. If the first value is null, then the third expression is returned. The values in expression 1 can have any data type. Expression 2 and expression 3 can have any data type except LONG. The data type of the returned value is always the same as the data type of expression 2, unless expression 2 is character data, in which case the returned type is VARCHAR2.



Tell Me / Show Me

NVL2 FUNCTION (continued)

The NVL function is:

NVL2 (expression 1 value that may contain a null, expression 2 value to return if expression 1 is not null, expression 3 value to replace if expression 1 is null)

An easy way to remember NVL2 is to think, "if expression 1 has a value, substitute expression 2; if expression 1 is null, substitute expression 3."

The NVL2 function shown has number data for expression 1 and character data for expressions 2 and 3.

```
SELECT last_name, salary, NVL2(commission_pct, salary + (salary *  
commission_pct), salary) income  
FROM employees;
```



Tell Me / Show Me

NULLIF FUNCTION

The NULLIF function compares two functions. If they are equal, the function returns null. If they are not equal, the function returns the first expression.

```
SELECT first_name, LENGTH(first_name) "Expression 1", last_name, LENGTH(last_name) "Expression 2",  
NULLIF(LENGTH(first_name), LENGTH(last_name)) AS  
"Compare Them" FROM D_PARTNERS;
```


FIRST_NAME	Expression 1	LAST_NAME	Expression 2	Compare Them
Jennifer	8	Cho	3	8
Jason	5	Tsang	5	(null)
Allison	7	Plumb	5	7

The NULLIF function is:

NULLIF(expression 1, expression 2)

Tell Me / Show Me COALESCE FUNCTION

The COALESCE function is an extension of the NVL function, except COALESCE can take multiple values. The word "coalesce" literally means "to come together" and that is what happens. If the first expression is null, the function continues down the line until a not null expression is found. Of course, if the first expression has a value, the function returns the first expression and the function stops.





Tell Me / Show Me

COALESCE FUNCTION (continued)

The COALESCE function is:
COALESCE (expression 1,
expression 2, ...expression n)

Examine the SELECT statement from the employees table shown at right. Which employees do not receive a commission? How can you tell? Is there anyone who receives neither a commission percentage nor a salary?

```
SELECT last_name,  
       COALESCE(commission_pct, salary, 10) comm  
FROM   employees  
ORDER BY commission_pct;
```

Grant	.15
Zlotkey	.2
Taylor	.2
Abel	.3
King	24000
Kochhar	17000

Tell Me / Show Me

Terminology

Key terms used in this lesson include:

COALESCE

NULLIF

NVL

NVL2






Summary

In this lesson you have learned to:

- Demonstrate and explain the evaluation of a nested function
- List at least four general functions that work with any data type and relate to handling null values
- Explain the use of the COALESCE and the NVL functions
- Explain the use of general functions to deal with null values in data
- Construct and execute a SQL query that correctly applies NVL, NVL2, NULLIF, and COALESCE single-row functions



Summary

Practice Guide

The link for the lesson practice guide can be found in the course outline.

